

LYNK & CO

08

Car features and technical specifications

08 Plug-in Hybrid SUV - MY25





Car features

| | | | |
|---|---|-------------|------|
| Description | Model | 08 - MY2025 | |
| | Type | PHEV SUV | |
| | | | |
| 08 - MY25 | Trim level | Core | More |
| Exterior | Acoustic glass windshield | • | • |
| | Approach and home safety lights | • | • |
| | Daytime running light - LED | • | • |
| | Exterior mirrors - Memory and tilt in reverse function | • | • |
| | Exterior mirrors - Power folding and heated | • | • |
| | Frameless doors | • | • |
| | Headlights - Auto levelling | | • |
| | Headlights - LED matrix with AFS (Adaptive Front-lighting System) and intelligent high beam control | | • |
| | Headlights - LED with intelligent high beam control and auto on/off | • | |
| | Panoramic sunroof - Openable (with electric sunshield) | • | • |
| | Power operated tail gate (with position memory) | • | • |
| | Power windows - One touch up/down on front windows | • | • |
| | Rain sensing wipers | • | • |
| | Rear windshield wiper | • | • |
| | Roof rails | • | • |
| | Tinted rear windows (Privacy Glass) | | • |
| Turning lights - LED with sequence flow | • | • | |
| | | | |
| Exterior Colors | Chrystal White (Metallic) | • | • |
| | Mineral Green (Metallic) (available from May 2025) | | • |
| | Sparkling Black (Metallic) | • | • |
| | Storm Gray (Metallic) | • | • |
| | Sunset Copper (Metallic) | | • |
| | Black contrast color roof | • | • |



Crystal White (Metallic)




Mineral Green (Metallic) (available from May 2025)



Sparkling Black (Metallic)



Storm Gray (Metallic)



Sunset Copper (Metallic)

| 08 - MY25 | Trim level | Core | More |
|-----------------|---|------|------|
| Interior | Driver seat - Power 8-way adjustable with memory | • | • |
| | Driver seat - Power 4-way lumbar support | • | • |
| | Driver seat - Easy-entry function | • | • |
| | Front center armrest with storage and 2 cup holders | • | • |
| | Front seatback storage pocket | • | • |
| | Front seats - Heated | • | • |
| | Front seats - Massage | | • |
| | Front seats - Ventilation | | • |
| | Glove box with electric locking | • | • |
| | Interior light - Ambient light (color adjustable) | • | • |
| | Interior light - First and second row LED roof light | • | • |
| | Interior light - Foot section light | • | • |
| | ISOFIX - Front passenger seat and 2nd row outer seats | • | • |
| | Passenger seat - Power 6-way adjustable | • | • |
| | Passenger seat - Power 4-way lumbar support | • | • |
| | Rear seat - Adjustable seat back angle | • | • |
| | Rear seat - Center armrest with two cup holders | • | • |
| | Rear seat - Foldable with 60/40 split | • | • |
| | Rear seats - Heated | | • |
| | Rear view mirror - Auto dimming | • | • |
| | Steering wheel - 4-way adjustable | • | • |
| | Steering wheel heating | | • |
| | Sunvisors - With make-up mirror and light | • | • |
| | Textile floor mats | • | • |
| | Trunk floor mat | • | • |
| | Retractable luggage cover | • | • |
| | Trunk light - LED | • | • |
| | Trunk load hooks | • | • |
| Interior Colors | Interior Black Ocean, in Artificial leather (PU) | • | |
| | Interior Black Ocean with deco stitching, in Artificial leather (PU) and Microfiber | | • |
| | Interior Sahara Dune with deco stitching, in Artificial leather (PU) and Microfiber | | • |
| Climate | Climate control - 2-zone automatic | • | |
| | Climate control - 3-zone automatic | | • |
| | Climate outlets in second row | • | • |
| | Climate with PTC heater for interior | • | • |
| | CN95 Air filter | • | • |
| | Remote climate control (via Lynk & Co app) | • | • |

Connectivity and infotainment

| Trim level | Core | More |
|--|------|------|
| 12v-power outlet in front row | • | • |
| 12v-power outlet in the trunk | • | • |
| 5G Network | • | • |
| Apple Carplay | • | • |
| Android Auto (Q3 2025 via OTA) | • | • |
| Audio - 23 speakers from Harman/Kardon (incl sub-woofer) | | • |
| Audio - 8 speakers | • | |
| Bluetooth | • | • |
| Center stack display - 15,4" | • | • |
| Driver display - 10,2" | • | • |
| E-call (Emergency Call) and B-call (Breakdown call) | • | • |
| FM/DAB radio | • | • |
| Interior selfie camera | | • |
| Navigation | • | • |
| OTA (Over-the-Air updates) | • | • |
| Remote functionality (from Mobile app) | • | • |
| USB ports front - 2 type C (USB3.0 60W/27W + USB2.0 15W) | • | • |
| USB ports rear - 1 type A and one type C (15W) | • | • |
| Voice Assist - Two zone | • | • |
| Wifi hotspot | • | • |
| Wireless phone charger | • | • |

Powertrain, battery and charging

| | | |
|--|---|---|
| AC charging capability: 11kW | • | • |
| DC charging capability: 85 kW | • | • |
| Battery pre-heating | • | • |
| Brake energy recycling system | • | • |
| Coasting energy recycling system (adjustable) | • | • |
| Drive Mode Selection | • | • |
| Fuel tank: 60l | • | • |
| Kinetic Energy Recovery System | • | • |
| V2L capability (3,3 kW) (requires adaptor, sold as accessory - timing tbc) | • | • |

Wheels

| | | |
|-----------------------------------|---|---|
| 19" alloy wheel (235/55 R19 tyre) | • | |
| 21" alloy wheel (255/40 R21 tyre) | | • |

Active Safety

| | | |
|--|---|---|
| Anti Rolling Program (ARP) | • | • |
| Anti-lock Brake System (ABS) | • | • |
| Brake Assist (BA) | • | • |
| Electronic Brakeforce Distribution (EBD) | • | • |
| Electronic Stability Control (ESC) | • | • |
| Hill Descent Control (HDC) | • | • |
| Hill Start Assist control (HSA) | • | • |
| Traction Control System (TCS) | • | • |
| Trailer Sway Mitigation (comes with tow bar and TRM) | • | • |

Passive safety

| | | |
|--|---|---|
| Airbag - Driver | • | • |
| Airbag - Far side airbag (between front seats) | • | • |
| Airbag - Front driver and passenger side airbags | • | • |
| Airbag - Front passenger deactivation switch | • | • |
| Airbag - Side curtain airbags | • | • |
| Tire pressure warning with display | • | • |


Security

| | | |
|---|---|---|
| Auto door lock | • | • |
| Anti-theft alarm with interior monitoring and tilt sensor | • | • |
| Electronic child safety lock | • | • |
| Event Data Recorder (EDR) | • | • |
| Face ID/recognition in car | • | • |
| Immobilizer (PATS) | • | • |
| Keyless entry and start | • | • |
| Life entity left detection | • | • |
| Mobile phone as key (digital key) | • | • |
| Remote control keys - 2 units | • | • |

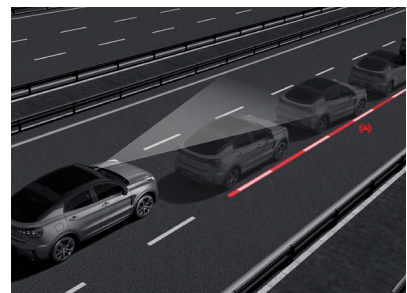


| |
|-------------------------|
| 08 - MY25 |
| Driver Assist functions |

| Trim level | Core | More |
|--|------|------|
| Blind Section Detection (BSD) | • | • |
| Camera - 360 view camera | • | • |
| Collision Mitigation Support Front (CSMF) incl Auto Emergency Brake Plus (AEB-P) | • | • |
| Collision Mitigation Support Rear (CMSR) | • | • |
| Cross Traffic Alert - Front (FCTA) | • | • |
| Cross Traffic Alert - Rear (RCTA) | • | • |
| Door Open Warning (DOW) | • | • |
| Driver Monitoring System (DMS) | • | • |
| Evasive Manoeuvre Assist (EMA) | • | • |
| Highway Assist Plus (HWA Plus) | • | • |
| Intelligent Cruise Control (ICC, incl ACC) | • | • |
| Lane Change Assist (LCA) | • | • |
| Lane Departure Warning (LDW) | • | • |
| Lane Keep Assist (LKA) | • | • |
| Traffic Sign Information (TSI) | • | • |
| Max Speed Overspeed Warning | • | • |
| Park Assist - Front and rear parking sensors | • | • |
| Rear Collision Warning (RCW) | • | • |
| Traffic Jam Assist (TJA) | • | • |
| Traffic Sign Recognition (TSR) | • | • |



Rear Cross Traffic Alert (RCTA)



Lane Departure Warning (LDW)

Others

| | | |
|--|---|---|
| AC charging cable, Mode 3 (for public and wallbox usage) | • | • |
| Alcolock (preparation for installation) | • | • |
| First aid kit | • | • |
| Safety vest | • | • |
| Tire repair kit | • | • |



Technical Specifications

Description

| | |
|-------|-------------|
| Model | 08 - MY2025 |
| Type | PHEV SUV |

Engines and gearbox

| | |
|------------------------------------|----------------------------------|
| Engine type | In-line, 4 cylinder Turbocharged |
| Gearbox | Auto 3 Speed - 3DHT EVO |
| Drivetrain | FWD |
| Displacement | 1499 cm ³ |
| Petrol engine, max torque | 230 Nm |
| Petrol engine, max power output | 102 kW (137 hp) |
| Electrical motor, max torque | 350 Nm |
| Electrical motor, max power output | 155 kW (208 hp) |
| Total powertrain, max power output | 257 kW (345 hp) |

Performance

| | |
|----------------------------|----------|
| Acceleration, 0 – 100 km/h | 6,8s |
| Top speed | 185 km/h |

Steering

| | |
|-------------------------------|-------------------------|
| Type | Electric power assisted |
| Turning circle (Curb to curb) | 12 m |

Battery and charging

| | |
|---------------------------------|---------------------------|
| Battery type | Lithium-ion battery (NCM) |
| Battery capacity | 39.6 kWh |
| Onboard charger AC | 11 kW |
| Charging time AC 11 kW (0-100%) | 4,5h |
| Charging time DC 85kW (10-80%) | 33 min |

| | | | |
|---|--|-----------------|------------|
| Consumption, range and emissions | Electric range (EAER, combined) | 200 km* | |
| | Electric energy consumption (combined, weighted) | 208 Wh/km* | |
| | Fuel consumption (combined, with empty battery) | 6,5 l/100 km* | |
| | Fuel consumption (combined, weighted) | 0,9 l/100 km* | |
| | Emissions CO2 (combined, with empty battery) | 149 g/km* | |
| | Emissions CO2 (combined, weighted) | 23 g/km* | |
| | Emissions standard | Euro6E-Bis | |
| Exterior Measurements | Length | 4820 mm | |
| | Width (body width) | 1915 mm | |
| | Width (folded mirrors) | 2088 mm | |
| | Width (unfolded mirrors) | 2135 mm | |
| | Height | 1685 mm | |
| | Wheelbase | 2848 mm | |
| | Ground clearance (min, unloaded) | 186 mm | |
| Interior Measurements and Load capacity | Headroom (front/rear) | 976 mm/979 mm | |
| | Legroom (front/rear) | 1048 mm/963 mm | |
| | Hip room (front/rear) | 1408 mm/1385 mm | |
| | Trunk volume, floor to roof (VDA) | 540 l | |
| | Trunk volume, folded rear seats (VDA) | 1254 l | |
| | Trunk floor length (min/max) | 983 mm/1788 mm | |
| | Trunk floor width | 966 | |
| Weight | | Core | More |
| | Total weight, max | 2612 kg | 2612 kg |
| | Curb weight | 2112 kg | 2112 kg |
| | Towing weight, max (braked trailer)** | 1600kg | 1600 kg |
| | Towing weight, max (unbraked trailer)** | 750kg | 750 kg |
| | Fuel tank, Petrol | 60l | 60l |
| | | | |
| Wheels | | Core | More |
| | Rim size | 7,5" | 8,5" |
| | Tire size | 235/55 R19 | 255/40 R21 |

*The driving range and energy consumption under real conditions vary depending on driving behavior, road conditions, weather, temperature, and other external factors. All range and energy consumption data according to WLTP.

**The maximum towing weight represents the car's total towing capacity, to restart on a 12 percent gradient at sea level. Towing has a negative impact on performance and energy consumption.

The figures presented in this document are based on WLTP data. The driving range and energy consumption under real conditions vary depending on driving behavior, road conditions, weather, temperature, and other external factors. The information in this document is for guidance only and does not constitute a binding offer. Typographical errors are reserved. Images are for illustration and may not reflect the standard vehicle. Details like availability, features, and prices may change before you complete your purchase. For the latest information, please consult Lynk & Co or your local retailer.

LYNK&CO